

Getting started with OverDrive Read

With OverDrive Read, you can borrow eBooks and read them right in your browser with a single click—no software or downloads required.

What is OverDrive Read?

OverDrive Read is a browser-based eBook reader that works on most computers, tablets, and mobile devices running web browsers with HTML5 support.

Will OverDrive Read work on my device?

Most current web browsers are compatible with OverDrive Read. Some browsers that work well are Chrome™, Firefox®, Safari® and Internet Explorer® 10 and above.

You can read more about compatibility, and quickly test whether OverDrive Read works in the browser on your device, here: <http://help.overdrive.com/article/2061>

How do I start using OverDrive Read?

Once you borrow an eBook from your library's OverDrive-powered website, click or tap the **Read** button on your **Bookshelf** to begin reading it immediately using OverDrive Read.



What are some of the features of OverDrive Read?

OverDrive Read has many of the same features as popular eBook readers, like the ability to add bookmarks, search for terms, add notes and highlights, look up words and change the font.

As long as you have an active internet connection, you can return to an OverDrive Read eBook at any time during your lending period and your place, bookmarks, notes and highlights will be saved.

Can I use OverDrive Read without an internet connection?

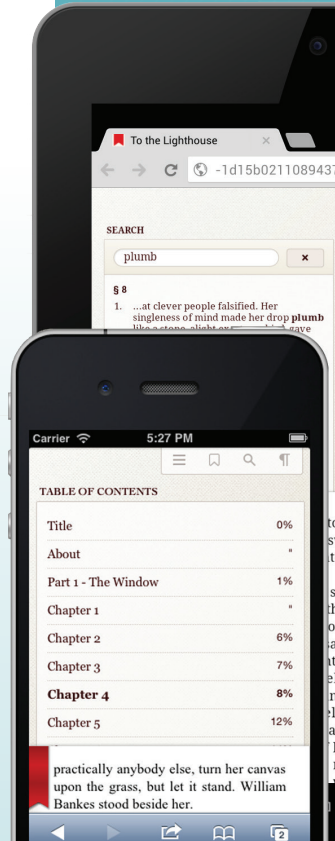
Yes. Select the **Download** button in OverDrive Read to cache an eBook so you can read it offline. Make sure to also bookmark or save the eBook's URL so you can get back to it in your browser once you're offline.



Learn more about OverDrive Read at <http://readinfo.overdrive.com>

OverDrive

© 2014 OverDrive, Inc.



Need more help?

Contact your library or visit OverDrive Help at help.overdrive.com.

Getting started with OverDrive Read

With OverDrive Read, you can borrow eBooks and read them right in your browser with a single click—no software or downloads required.

What is OverDrive Read?

OverDrive Read is a browser-based eBook reader that works on most computers, tablets, and mobile devices running web browsers with HTML5 support.

Will OverDrive Read work on my device?

Most current web browsers are compatible with OverDrive Read. Some browsers that work well are Chrome™, Firefox®, Safari® and Internet Explorer® 10 and above.

You can read more about compatibility, and quickly test whether OverDrive Read works in the browser on your device, here: <http://help.overdrive.com/article/2061>

How do I start using OverDrive Read?

Once you borrow an eBook from your library's OverDrive-powered website, click or tap the **Read** button on your **Bookshelf** to begin reading it immediately using OverDrive Read.



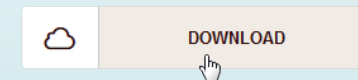
What are some of the features of OverDrive Read?

OverDrive Read has many of the same features as popular eBook readers, like the ability to add bookmarks, search for terms, add notes and highlights, look up words and change the font.

As long as you have an active internet connection, you can return to an OverDrive Read eBook at any time during your lending period and your place, bookmarks, notes and highlights will be saved.

Can I use OverDrive Read without an internet connection?

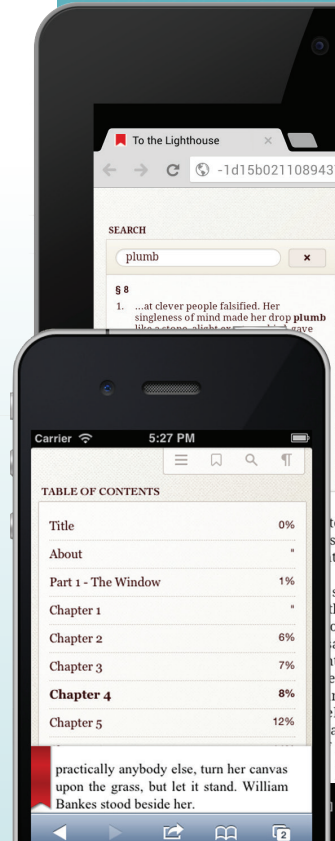
Yes. Select the **Download** button in OverDrive Read to cache an eBook so you can read it offline. Make sure to also bookmark or save the eBook's URL so you can get back to it in your browser once you're offline.



Learn more about OverDrive Read at <http://readinfo.overdrive.com>

OverDrive

© 2014 OverDrive, Inc.



Need more help?

Contact your library or visit OverDrive Help at help.overdrive.com.